



Loughborough
University



OnCampus

2025-26

OnCampus is proud to work in partnership with Loughborough University to offer high-quality university preparation programmes for international students on the University campus.



OnCampus Loughborough is based in the centre of the renowned Loughborough University's East Midlands campus, in the historic market town of Loughborough.





<p>1st for University Facilities</p> <p>Whatuni Student Choice Awards 2024</p>	<p>Consistently ranked top 10 UK university</p> <p>Complete University Guide 2017-2025</p>	<p>Top 3 in the UK for Student Experience</p> <p>Times and Sunday Times Good University Guide 2025</p>	<p>No.1 in the world for sports-related subjects</p> <p>QS World University Rankings by Subject 2017-2024</p>
---	---	---	--

How OnCampus Works



Want to study at Loughborough University but need a little extra prep? OnCampus Loughborough's pathway programmes are here to help! We're designed for international students who might not meet direct entry requirements.

Why choose OnCampus Loughborough?

 <p>We're here to support you.</p> <p>Our friendly team supports you every step of the way, making sure you feel confident for university.</p>	 <p>University connections</p> <p>We work closely with the university of your choosing, offering guidance on selecting your degree, one-on-one support, and even meetings with professors!</p>	 <p>Master the basics</p> <p>Sharpen your English (reading, writing, speaking, listening) and learn strong study skills for university success. For Master's students, we offer extra research skill development.</p>	 <p>Stay at your dream university</p> <p>Our programmes prepare you for undergraduate or postgraduate studies, or giving you access straight to the first year at the dream university you are currently studying.</p>
--	--	---	--

Contents



About Loughborough University

University Highlights	4
Subject Highlights	6
Campuses and Facilities	10
Loughborough Campus Map	26
Progression Degrees	12

About OnCampus

Your route to a degree	17
Undergraduate Foundation Programme (UFP)	18
Pre-Master's Programme (PMP)	20

About Student Life

Guide to Loughborough	22
-----------------------	----

Accommodation

Accommodation in Loughborough	29
-------------------------------	----

University Highlights

Loughborough's achievements are far reaching. Consistently ranked as one of the top performing universities in the UK, Loughborough offers outstanding teaching, award-winning facilities and a true campus environment. Above all, Loughborough University is a welcoming place where students can feel they can be themselves.



Sports University of the Year

The Times and The Sunday Times Good University Guide 2025

Ranked 2nd

for Job Prospects

Best UK Universities 2023 StudentCrowd

Over 90%

of Loughborough's research is 'world-leading' or 'internationally excellent'

Research Excellence Framework (REF) 2021

British Universities & Colleges Sport (BUCS) champions

Unbeaten for 43 years running (2024)



Awarded 5 Stars for facilities

International QS Stars Scheme 2023

Awarded 7 Queen's Anniversary Prizes

Top 10

in the UK for student satisfaction

National Student Survey 2023

TEF 2023 Teaching Excellence Framework
Gold

Awarded Gold Overall, Gold for Student Experience and Gold for Student Outcomes

Teaching Excellence Framework 2023



Subject Highlights

Loughborough University holds an array of awards and accolades across its schools and academic departments at subject level.



Studying Business and Management

Loughborough works with over 2,000 organisations worldwide to ensure teaching is informed by the latest best practice and research insights.

All business courses are four-year degrees with a built-in 'placement year' in year three.

Top 15

in the UK for Business and Management

Guardian University Guide 2025

Top 20

in the UK for Economics

Complete University Guide 2025

Top 15

in the UK for Accounting and Finance

Complete University Guide 2025

£40,200

Median average salary three years after graduation

Longitudinal Education Outcomes 2024 for Business and Management (median salary of 2017/18 graduates in 2021/22 tax year)



Studying Engineering and Physical Science

We are committed to developing the world's top engineering talent. Our accredited courses provide you with the skills and knowledge required to succeed in industry and to play a significant part in shaping our future world.

Engineering students at Loughborough are given access to industry standard facilities including state-of-the-art labs in S-Building and the £17m STEMLab.

Top 10

in the UK for Graduate Prospects in Aeronautical and Aerospace Engineering

The Complete University Guide 2025

Top 10

in the UK for Graduate Prospects in Mechanical Engineering

The Complete University Guide 2025

Top 10

in the UK for Graduate Prospects in Chemical Engineering

The Complete University Guide 2025

Top 10

for General Engineering

Guardian University Guide 2025

1st in the UK for Architecture and 3rd in the UK for Building

The Times and Sunday Times Good University Guide 2024



Studying Art and Design

OnCampus students who successfully complete their programmes and progress to undergraduate and postgraduate programmes at Loughborough University will gain access to state-of-the-art creative hubs that provide industry-standard production possibilities and facilitate a high level of professional training.

These include: Creative Digital Technologies and Photography; Print, Dye, Weave, Stitch and Digital Embroidery; Wood, Metal, Plastics, Laser, and 3D Printing; Painting and Printmaking; and Ceramics and Mouldmaking.

1st

in the UK for Fashion and Textiles

Guardian University Guide 2025

3rd

in the UK for Art and Design

Complete University Guide 2025

Increase your employability by working on real-life projects for established companies.

Undergraduates and postgraduates have the opportunity to showcase work at our Degree Shows and connect with potential employers at prestigious industry events.



Studying Humanities and Social Sciences

Student placements include BP, Volkswagen, Molson Coors, IBM, Johnson & Johnson, Samsung Electronics, Bosch, Confederation of British Industry and PwC.

5th

in the UK for for Criminology

Guardian University Guide 2025

7th

in the UK for for English

Complete University Guide 2025

Studying Life Science

Top 10

in the UK for Psychology

Complete University Guide, 2025

Top 5

in the UK for Anatomy and Physiology

The Times and Sunday Times Good University Guide 2024

You'll have access to a £17M STEMLab facility, also available during your time at OnCampus.

1st

in the UK for Communication and Media Studies

Complete University Guide 2025

Top 5

in the UK for International Relations

The Guardian League Table 2025

3rd

in the UK for Sociology

Complete University Guide 2025



Campuses and Facilities

Loughborough University has two outstanding campuses, one in Loughborough and the other, a postgraduate campus, in Here East, based at the Queen Elizabeth Olympic Park in London.

The University campuses offer world-class facilities for every aspect of university life. On progression from OnCampus, students joining Loughborough will benefit from access to all facilities on offer.

Loughborough campus

Teaching and Learning

Pilkington Library

The four-storey University Library is the largest open access study space on campus, featuring an extensive collection of books, journals, specialist databases and online resources.

Students can benefit from 24/7 opening hours during key revision and exam periods, as well as 1,300 study spaces, 250 desktop computers, an in-house PC clinic and a cafeteria.

STEMLab

STEMLab is a £17 million investment containing the most advanced laboratories, workshops and teaching spaces for science and engineering students.

Opened in 2017, the 3,500m² STEMLab building forms part of a wider £25 million investment set to transform the University's west side of campus.

£350 million has been invested in the Estate over the last ten years

(October 2023)

1st

for University Facilities

Whatuni Student Choice Awards 2024



4th for Campus and Facilities

Best UK Universities 2023 StudentCrowd

Sport

Powerbase

There are two gyms available on campus, Powerbase gym and Holywell Fitness Centre. Powerbase is one of the country's largest strength and conditioning gyms and is used by Olympic and Paralympic athletes. Open to staff and students, Powerbase holds an impressive number of free weights, weightlifting platforms and equipment designed to maximise performance and achieve personal goals. There is also a dedicated cardio floor containing exercise bikes, watt bikes, treadmills and rowing machines.

50m swimming pool

With its international standard diving blocks, timing systems and scoreboard, the Olympic-sized swimming pool has been hand-selected to be the training base for world-leading swimmers. It is also the location of the British Swimming National Centre, Loughborough Swimming and the British Triathlon Performance Centre.

Athletics Centre

Loughborough's athletics offering includes the Seb Coe High Performance Athletics Centre, Paula Radcliffe Athletics Track and Steve Backley National Throws Centre. This trio of iconic names represents the class that students can expect from the track and field facilities.

Elite Athlete Centre

The Elite Athlete Centre and Hotel is the first and only one of its kind in the UK, offering 20 special altitude-controlled bedrooms that can take athletes from sea level to 5,000m (Everest base camp) in approx. 240 minutes. This fully accessible venue comes complete with a restaurant and café serving carefully balanced dishes prepared by expert nutritionists and chefs.



London campus

Loughborough University London is part of an exciting community of organisations, creatives and educational providers located inside Here East, based on Queen Elizabeth Olympic Park. The unique East London location provides a stimulating environment for postgraduate students to challenge ideas and collaborate with a wide range of inspiring industry partners. You could choose to study at the London campus upon successful completion of the Pre-Master's Programme or your undergraduate studies at Loughborough.



Undergraduate degrees you can progress to

Progression degrees are subject to change. View the full list of degrees you can progress to here



Engineering and Physical Sciences pathway

Pass Mark for progression: 60% average in academic modules unless specified below
English Required IELTS equivalent: 6.5, no component lower than 6.0.

BEng (Hons)* Aeronautical Engineering 60% in Pure Maths module	BSc (Hons) Financial Mathematics 70% in Pure Maths module
BEng (Hons)* Architectural Engineering 60% in Pure Maths module	BSc (Hons)* Information Technology Management for Business
BEng (Hons)* Automotive Engineering 60% in Pure Maths module	BEng (Hons)* Materials Science and Engineering
BEng (Hons)* Automotive Materials	BSc (Hons)* Mathematics 70% in Pure Maths module
BEng (Hons)* Bioengineering 60% in Pure Maths module	BSc (Hons) Mathematics and Accounting and Financial Management 70% in Pure Maths module
BEng (Hons)* Biomaterials Engineering	BSc (Hons)* Mathematics and Physics 70% in Pure Maths module
BEng (Hons)* Chemical Engineering 60% in Pure Maths module	BSc (Hons) Mathematics and Sport Science 70% in Pure Maths module
BSc (Hons)* Chemistry	BSc (Hons) Mathematics with Economics 70% in Pure Maths module
BSc (Hons)* Chemistry with Computing	BSc (Hons) Mathematics with Statistics 70% in Pure Maths module
BEng (Hons)* Civil Engineering 60% in Pure Maths module	BEng (Hons)* Mechanical Engineering 60% in Pure Maths module
BSc (Hons) Commercial Management and Quantity Surveying	BSc (Hons)* Medicinal and Pharmaceutical Chemistry
BEng (Hons)* Computer and Electronic Engineering 60% in Pure Maths module	BSc (Hons)* Natural Sciences 60% in Pure Maths module for Maths pathway
BSc (Hons)* Computer Science 60% in Pure Maths module	BSc (Hons)* Physics 60% in Pure Maths module
BSc (Hons)* Computer Science and Artificial Intelligence 60% in Pure Maths module	BSc (Hons)* Physics with Computing 60% in Pure Maths module
BSc (Hons)* Computer Science and Mathematics 70% in Pure Maths module	BSc (Hons)* Physics with Theoretical Physics 60% in Pure Maths module
BSc (Hons)* Computing and Management	BEng (Hons)* Product Design Engineering 60% in Pure Maths module
BSc (Hons) Construction Engineering Management	BEng (Hons)* Robotics, Mechatronics, and Control Engineering 60% in Pure Maths module
BEng (Hons)* to BEng (Hons)* Electrical and Electronic Engineering 60% in Pure Maths module	BEng (Hons)* Sports Technology
BEng (Hons)* Energy Engineering 60% in Pure Maths module	BSc (Hons)* Urban Planning
BSc (Hons)* Engineering Physics 60% in Pure Maths module	

Business, Economics, Finance and Management pathway

Pass Mark for progression: 60% average in academic modules.
English Required IELTS equivalent: 6.5, no component lower than 6.0.

BSc (Hons) Accounting and Finance	BSc (Hons) Finance
BSc (Hons) Business Analytics	BSc (Hons) International Business
BSc (Hons) Economics	BSc (Hons) Management
BSc (Hons) Economics and Finance	BSc (Hons) Marketing
BSc (Hons) Economics and Management	BSc (Hons) Sport Management

Humanities and Social Sciences pathway

Pass Mark for progression: 60% average in academic modules.
English Required IELTS equivalent: 6.5, no component lower than 6.0.

BSc (Hons) Criminology	BSc (Hons) Geography with Economics
BSc (Hons) Criminology and Sociology	BA (Hons) History
BA (Hons) English	BA (Hons) History and International Relations
BA (Hons) English and Sport Science	BA (Hons) History and Politics
BA (Hons) English Literature	BA (Hons) International Relations
BA (Hons) English with Business Studies	BA (Hons) Liberal Arts
BA (Hons) English with Creative Writing	BSc (Hons) Media and Communication
BA/BSc (Hons) Geography	BA (Hons) Politics
BSc (Hons) Geography and Management	BA (Hons) Politics and International Relations
BSc (Hons) Geography and Sport Science	BA (Hons) Politics, Philosophy and Economics
BSc (Hons) Geography with Economics	BSc (Hons) Sociology



*Undergraduate Master's degrees (e.g. MEng, MSci) are also available. Progression to some degrees may be achieved via multiple pathways. Please visit www.oncampus.global for more details

Undergraduate degrees you can progress to

Progression degrees
are subject to change.
View the full list of
degrees you can
progress to here



Life Sciences pathway

Pass Mark for progression: 60% average in academic modules.
English Required IELTS equivalent: 6.5, no component lower than 6.0.

BSc (Hons) Biological Sciences	BSc (Hons) Psychology with Criminology
BSc (Hons) Human Biology	BSc (Hons) Sport and Exercise Psychology
BSc (Hons) Psychology	BSc (Hons) Sport and Exercise Science
BSc (Hons) Psychology in Education	BSc (Hons) Sport Science, Coaching and Physical Education

Art and Design pathway

Pass Mark for progression: 60% average in academic modules.
English Required IELTS equivalent: 6.5, no component lower than 6.0.

BArch (Hons) Architecture ²	BA (Hons) Graphic Design
BA (Hons) Design	BA (Hons) Industrial Design
BA (Hons) Fashion Design and Technology	BSc (Hons) Product Design and Technology ² 60% in Pure Maths module
BA (Hons) Fine Art	BA (Hons) Textile Design

Progression to all Art and Design degrees requires portfolio review

²Students will study two Art and Design modules plus Pure Maths

*Undergraduate Master's degrees (e.g. MEng, MSci) are also available. Progression to some degrees may be achieved via multiple pathways. Please visit www.oncampus.global for more details



Master's degrees you can progress to

Progression degrees
are subject to change.
View the full list of
degrees you can
progress to here



Pre-Master's Programme

Pass Mark for progression: 55% average in academic modules unless specified below
English Required IELTS equivalent: 6.5, no component lower than 6.0.

MSc Accounting and Finance	MA Contemporary Literature and Culture
MSc Advanced Chemical Engineering 50% in academic modules	MA Creative Writing and the Writing Industries
MSc Advanced Chemical Engineering with IT and Management 50% in academic modules	MSc Criminology
MSc Advanced Computer Science 50% in academic modules	MSc Cyber Security and Data Analytics*
MSc Advanced Manufacturing Engineering and Management 60% in academic modules	MSc Data Driven Design
MSc Advanced Materials Science and Engineering 50% in academic modules	MSc Data Science 50% in academic modules
MSc Advanced Physics 50% in academic modules	MA Design and Branding*
MSc Analytical and Pharmaceutical Science 50% in academic modules	MSc/MA Design Innovation*
MSc Analytical Chemistry 50% in academic modules	MSc Design Innovation Management*
MSc Artificial Intelligence 50% in academic modules	MSc Digital Creative Media*
MSc Artificial Intelligence and Data Analytics*	MSc Digital Entrepreneurship*
MSc Automotive Engineering 60% in academic modules	MSc Digital Finance*
MSc Biomedical Engineering 50% in academic modules	MSc Digital Innovation Management*
MSc Biotechnology 50% in academic modules	MSc Digital Marketing*
MBA Business Administration	MA Digital Media and Creative Industries*
MBA Business Administration with Internship	MSc Diplomacy and International Relations* 50% in academic modules
MSc Business Analytics	MSc Diplomacy, International Business and Trade* 50% in academic modules
MSc Business Psychology	MSc Diplomacy, International Politics and Trade* 50% in academic modules
MSc Civil Engineering	MSc Diplomacy and Sport 50% in academic modules
MA Climate Change Politics and Policy	MSc Economics and Finance
MSc Climate Change Science and Management	MSc Engineering Design 60% in academic modules
MSc Clinical Exercise Physiology 60% in academic modules	MSc Entrepreneurship and Innovation Management*
MA Communication, Media and Development*	MSc Entrepreneurship, Finance and Innovation*
MSc Construction Management 55% in academic modules	MSc Environmental Monitoring, Research and Management
MSc Construction Project Management with Building Information Modelling	MSc Ergonomics and Human Factors 60% in academic modules

MSC Exercise Rehabilitation 60% in academic modules	MSc Polymer Science and Engineering 50% in academic modules
MSc Finance	MSc Psychology of Exercise Rehabilitation
MSc Finance and Global Trading	MSc Renewable Energy Systems Technology 60% in academic modules
MSc Finance and Management	MSc Risk, Governance and International Management*
MSc Financial Mathematics 60% in academic modules	MSc Security, Peace-building and Diplomacy* 50% in academic modules
MA Global Communication and Social Change*	MSc Service Design Innovation*
MA Graphic Design and Visual Realisation	MSc (Hons) Social Science 60% in academic modules
MSc Human Resource Management	MSc (Hons) Social Science Research 60% in academic modules
MSc Industrial Mathematical Modelling 60% in academic modules	MSc Sport Analytics and Technologies* 60% in academic modules
MSc Information Systems and Digital Innovation	MSc Sport and Exercise Psychology 65% in academic modules
MSc Integrated Industrial design	MSc Sport Biomechanics 60% in academic modules
MSc International Business	MSc Sport Business and Innovation* 60% in academic modules
MA International Development*	MSc Sport Business and Leadership* 60% in academic modules
MSc International Financial and Political Relations	MSc Sport Management 60% in academic modules
MSc International Human Resource Management*	MSc Sport Management, Politics and International Development 60% in academic modules
MSc International Management*	MSc Sport Marketing* 60% in academic modules
MSc International Management and Emerging Economies*	MSc Sports Engineering 60% in academic modules
MSc International Project Management* 60% in academic modules	MSc Sport Rehabilitation 60% in academic modules
MA International Security	MA Storytelling 60% in academic modules
MSc International Sustainable Development*	MA Strategic Communication 55% in academic modules
MSc Management	MSc Strength and Conditioning 60% in academic modules
MSc Marketing	MSc Sport Management, Politics and International Development*
MSc Mechanical Engineering 60% in academic modules	MSc Sustainable Sport Business* 60% in academic modules
MA Media and Criminology	MSc Systems Engineering 60% in academic modules
MSc Musculoskeletal Sport Science and Health 60% in academic modules	MA Theatre 60% in academic modules
MSc Net Zero Building Services Engineering	MSc User Experience and Service Design
MA Media and Communication	MSc User Experience Design
MSc Pharmaceutical Science and Medicinal Chemistry 50% in academic modules	MSc Work Psychology
MSc Physiology and Nutrition of Sport and Exercise 65% in academic modules	

Visit www.oncampus.global for more details on progression degrees and entry criteria.
*Progressions only available at the Loughborough London campus.



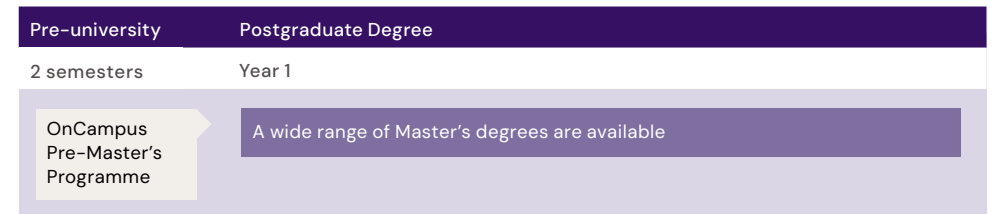
"I absolutely would recommend Loughborough University because the international community itself is a thriving community. There are international students from all over the world. What I find is that it really sets you up for life in the UK afterwards if you did want to stay here, in terms of grad jobs, and employability. It's all-round a great place to be."

Ifueko, Nigerian
Finance and Management

Your route to a degree at Loughborough University

OnCampus Loughborough offers guaranteed progression* to a wide range of undergraduate and postgraduate degrees at Loughborough University, on successful completion of our Foundation programmes.

*subject to meeting the specified entry criteria



OnCampus gives you...



Outstanding teaching and support

Through every step of your journey with us, you will be supported by highly qualified teachers and support staff, both inside and outside the classroom.

Your personal tutor will meet with you regularly to ensure you are on track to pass the programme and progress to your chosen degree.

Your personal tutor is also there to help you with any issues you might have inside or outside the classroom.

A proven track record of success

OnCampus is part of Cambridge Education Group, one of the UK's leading university pathway providers since 1952.

Cambridge Education Group was the first

private institution to offer university foundation programmes in the UK in 1985, and successfully prepares thousands of students for the UK's top universities every year.

Part of the University from day one

The OnCampus centre is located at the heart of the University.

You will receive a University student card, and with it you will

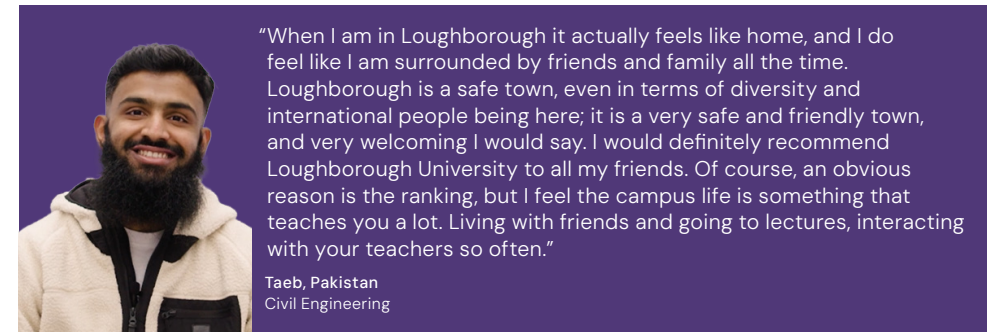
have access to all the University's facilities, clubs and societies while you study your OnCampus programme.

You will meet your course leader at the University before you start your degree, and have the opportunity to try out some of the excellent facilities.

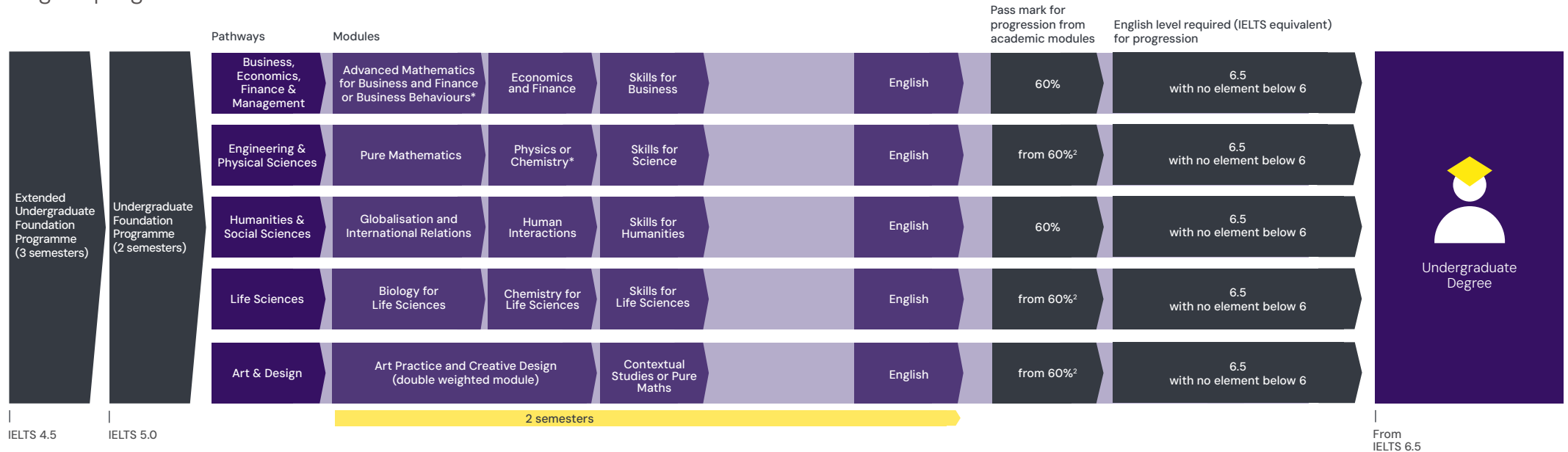


Undergraduate Foundation Programme (UFP)

This programme gives guaranteed progression¹ to Year 1 of a wide range of undergraduate degrees.



Degree progression route



Entry Criteria

English level:
From 5.0 IELTS or equivalent, with no single element less than 5.0 for 2 semester UFP.

Academic Requirements:
11–12 years
Successful completion of 11–12 years of schooling with good grades. Please see www.oncampus.global for country specific academic entry requirements.

Guideline Minimum Age:
17
Must be 18 at the start of the intended degree programme

For progression degrees, see pages 12–13

¹ Subject to achieving the pass mark for progression, detailed above.
² Some degrees have higher or additional progression criteria. Please see pages 12–13 for specific details.
*Module choice is dependent on progression degree. For further details visit www.oncampus.global

Dates	Duration	Progressing to undergraduate degree starting in
03 February 2025 – 29 August 2025	2 semesters	September 2025
22 September 2025 – 19 June 2026	2 semesters	September 2026
02 February 2026 – 28 August 2026	2 semesters	September 2026

All programmes are subject to a £450 registration fee.

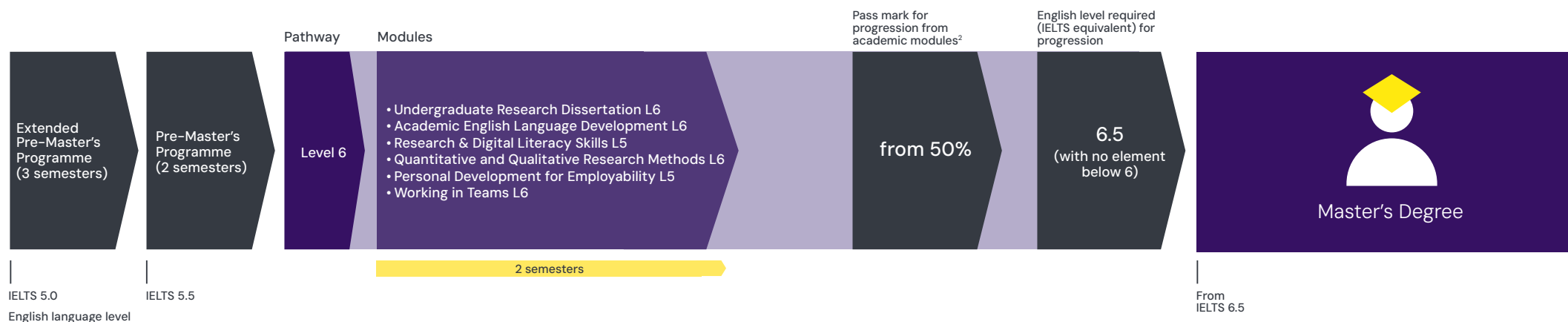
Note: Modules are subject to availability and you will be guided onto the best combination of academic modules for your intended degree when you arrive at OnCampus Loughborough. For more information on module content, visit our website www.oncampus.global.

Pre-Master's Programme (PMP)

The Level 6 Pre-Master's Programme offers guaranteed progression¹ to a wide range of Master's degrees at Loughborough University and Loughborough University London.



Degree progression route



Entry Criteria

English level:
From 5.5 IELTS or equivalent, with no single element less than 5.5 for 2 semesters.

Academic Requirements:
Degree
Successful completion of Bachelor's degree or equivalent from a recognised university.

Guideline Minimum Age:
21+

¹ Subject to achieving the pass mark for progression and specified entry criteria
² Some degrees require additional criteria and/or a higher pass mark as indicated on the degree list on pages 14–15

Dates	Duration	Progressing to master's degree starting in
03 February 2025 – 29 August 2025	2 semesters	September 2025
22 September 2025 – 19 June 2026	2 semesters	September 2026
02 February 2026 – 28 August 2026	2 semesters	September 2026

All programmes are subject to a £450 registration fee.
Note: Modules are subject to availability and you will be guided onto the best combination of academic modules for your intended degree when you arrive at OnCampus Loughborough. For more information on module content, visit our website www.oncampus.global.

Guide to Loughborough



Loughborough is a market town in the heart of the East Midlands, situated between Leicester and Nottingham and only a 77-minute train ride away from London. With great transport links, Loughborough offers easy access to surrounding cities.

The town is a 15-minute stroll from campus and offers a wide range of amenities including cinemas, restaurants, dessert parlours and retail stores.



Street Market

Granted Royal Charter in 1221, this twice-weekly market fills the historic Market Place with over 100 stalls offering everything from food and beverages, to clothes and household items, and is a real must-visit in Loughborough.

Comedy Nights

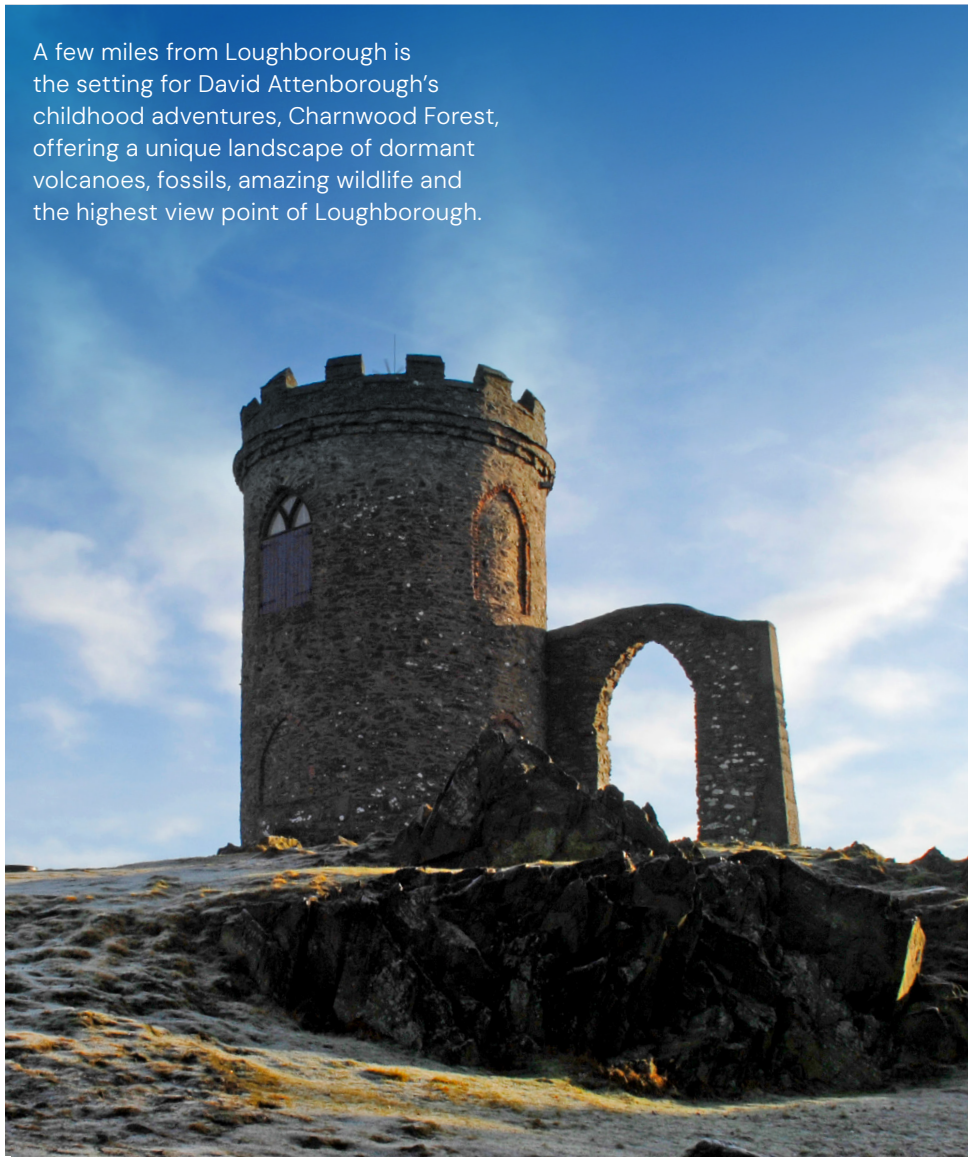
Loughborough town hosts a regular programme of live performances and comedy evenings for you to enjoy with friends.



Queen's Park Loughborough

Queen's Park is a much loved local park, which has achieved a Green Flag award every year since 2008. Host to an array of bands in the summer, this beautiful green space was first opened in June 1899 to celebrate Queen Victoria's Diamond Jubilee.

A few miles from Loughborough is the setting for David Attenborough's childhood adventures, Charnwood Forest, offering a unique landscape of dormant volcanoes, fossils, amazing wildlife and the highest view point of Loughborough.



Cities

The cities of Leicester and Nottingham are very close to Loughborough. On average, trains take 18 minutes to reach Leicester and 23 minutes to reach Nottingham. There you will find a wealth of attractions and fantastic shops.



Golden Mile

Leicester is famous for its restaurants and shops, and you can find lots of places to buy ingredients to cook your favourite recipes from home, as well as clothing and other goods along the Golden Mile.

Loughborough Fair

Every November for over 800 years this much loved fair comes to town offering rides, games, attractions and a multitude of stalls.



Bloom Awards

Loughborough has won Gold in the East Midlands in Bloom awards twelve times and the town was recently awarded £17 million in Government funding to make it even more special.



The National Space Centre

Built in 2001, the National Space Centre is a museum and educational centre full of rockets, exhibitions, galleries, and the UK's largest planetarium.

Loughborough Campus

Scan Here For Digital Map



Main entrance



50m swimming pool



Student accommodation



National Cricket Performance Centre



Loughborough Students' Union



National Centre for Sport and Exercise Medicine



Science and Enterprise Park



University Library

OnCampus




Accommodation in Loughborough

OnCampus students can apply for accommodation using the Loughborough University online preference system.

Booking this way ensures that you will have a safe, comfortable environment and be housed on Loughborough University's campus with other OnCampus and Loughborough University students, which is a great opportunity to make friends!











To find out more and to book your accommodation scan the QR code



Facilities include:

- Games room
- Communal spaces
- Laundry facilities
- Bike storage
- Catered and self-catered options
- Communal study spaces

 Short Walking Distance to OnCampus	 Wi-Fi Access	 Laundry Room	 Games Room
 Bike Storage	 Communal Spaces	 Catered and Self Catered	 En-Suite Rooms